

Making a payment via OKTAP

<https://oktap.tax.ok.gov>

1. Contact Information:
 - a. Enter taxpayer name
 - b. Enter taxpayer phone number
 - c. Enter taxpayer email x2
2. Account Info:
 - a. 03. Individual Income Tax
 - b. Select Social Security Number
 - c. Enter taxpayer social security number
3. Payment Details:
 - a. NO Voucher
 - b. Payment Type: Extension Return Payment (or Quarterly Estimated Payment)
4. Tax Year: 2022
5. NEXT button
6. Payment:
 - a. Payment amount: enter the amount printed on the voucher or indicated in the email message from M&A
 - b. Schedule your ACH payment; additional fees may incur using their online payment system.

Contact Information

Name	TAXPAYER NAME
Phone Number	(918) 493-2002
Email Address	myemailaddy@yahoo.com
Confirm Email	myemailaddy@yahoo.com

Account Information

Account Type	03. Individual Income Tax	▼
ID Type	Social Security Number	▼
Social Security Number	*	Required

Payment Details

Are you using a coupon to direct your payment?	No	▼
Do I have a coupon?		
Payment Type	Extension Return Payment	▼
Extension Return Payment Amount intended to pay off a return filed in the future.		

Tax Year	2022
----------	------

Cancel

TO pay Federal via IRS.GOV

<https://www.irs.gov/payments>

If client already has account at IRS.GOV, they can log in and pay using the guiding fields listed below.

<https://www.irs.gov/payments/your-online-account>

<https://www.eftps.gov/eftps/>

To pay via CC (1.85%-1.98% fee) or debit card (*\$2.20-\$2.50/1.87% fee):

<https://www.irs.gov/payments/pay-your-taxes-by-debit-or-credit-card>




For Direct Payment/from Bank Account via ACH (no fee):

<https://www.irs.gov/payments/direct-pay> [need to click additional link on page to pay]

<https://directpay.irs.gov/directpay/payment?execution=e1s1> [direct link to pay]

Step 1

.....

Reason for Payment	
Extension	▼
Apply Payment To	
4868 (for 1040, 1040A, 1040EZ)	▼
Tax Period for Payment	
2022	▼


CONTINUE >

For the information on the next page, make sure you have your prior year tax return available (or if you have filed many consecutive years with the same filing status at the same address, you shouldn't need your prior year return). Otherwise, the information is at the top of your Federal Form 1040 (filing status is also included on the top of your Two Year Comparison).

IRS ONLINE PAYMENT:ACH

Step 2

Note: the Tax Year for Verification you enter here does not have to match the tax year for your payment.

Tax Year for Verification * 

2021 (or tax return you have available)

The information you enter must match the information from your tax return for the tax year you selected above.


Filing Status * 

First Name *

(Taxpayer)

Last Name *

Confirm Last Name *

SSN or ITIN * 
(example: 000112222)

Confirm SSN or ITIN *

Date of Birth *
Month Day Year

Country of Residence *

Street Address (from the tax year selected above)

Apt/Suite/Other

P.O. Box

City *

State/US Territory * Zip Code *

[Privacy Act and Paperwork Reduction Act](#)

I accept the Privacy Act and Paperwork Reduction Act.*

IRS ONLINE PAYMENT: ACH

Step 3

Your Payment Information

Please enter and confirm the payment amount below.

Select a date for your payment to be processed. The payment date selected is the date you will get credit for the payment although the payment may settle on a future date.

Payment Amount (example: 12345.00)

Confirm Payment Amount

Payment Date (within 365 days) ?



Your Bank Account Information

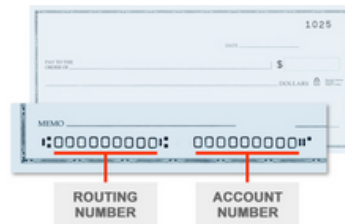
Routing Number (example: 123456789)

Account Number

Confirm Account Number

Account Type

- Checking
- Savings



Email Confirmation Notifications

[Email Terms of Service](#)

- I would like to receive email confirmation notifications and agree to the Email Terms of Service.

Email Address (example: jsmith@domain.com)

Confirm Email Address

The IRS continues to remind taxpayers to watch out for [email schemes](#). Taxpayers will only receive an email from IRS Direct Pay if they have opted in to receive notifications during the payment process. Report all unsolicited email claiming to be from the IRS or an IRS-related function to phishing@irs.gov.

< PREVIOUS

CONTINUE >

[Cancel](#)

We do not have screen shots of the next steps, as the person testing the steps has already filed her tax return.